

Clarke County Monitoring COVID-19 CDC Indicators

Filter Criteria Applied:

Day of Week: Thursday(Included)

The CDC recommends the following indicators and thresholds for risk of introduction and transmission of COVID-19 in schools. The indicators and thresholds found [here](#) guide the work of the Clarke County School District when making decisions about schools openings and closures.

COVID-19 data displayed comes from the following sources: [Georgia Department of Public Health](#), as well as [Georgia Hospital Bed Usage data](#) and [Georgia Medical Facility Patient Census](#) data.

New Cases per 100k in Last 14 Days

Percent Difference from CDC Next Phase Target of Below 200: 30.6%

261.0

25 Feb 2021: 272.0

14-Day Percent Positive Tests

Percent Difference from CDC Next Phase Target of Below 5 Percent: 16.0%

5.8%

25 Feb 2021: 8.3%

Number of Mitigation Strategies in Schools

CDC Recommends 5 Mitigation Strategies

5

25 Feb 2021: 5.0

7-Day Percent Change in New Cases per 100K

Percent Difference from CDC Next Phase Target: 150.0%

25.0%

25 Feb 2021: -25.6%

Percent Inpatient Hospital Beds in Use

Percent Difference From CDC Next Phase Target of Below 80 Percent: 3.2%

82.6%

25 Feb 2021: 81.3%

Percent ICU Hospital Beds in Use

Percent Difference from CDC Next Phase Target of Below 80 Percent: 10.9%

88.6%

25 Feb 2021: 91.4%

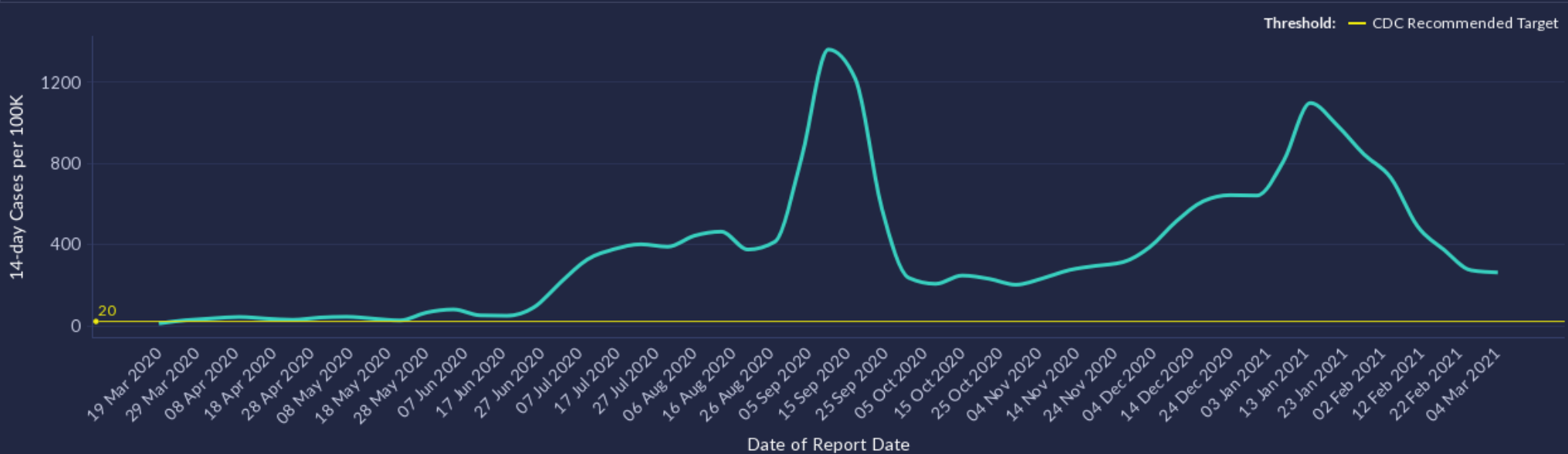
Percent Hospital Beds Occupied by COVID-19 Patients

Percent Difference from CDC Next Phase Target of Below 10 Percent: 21.2%

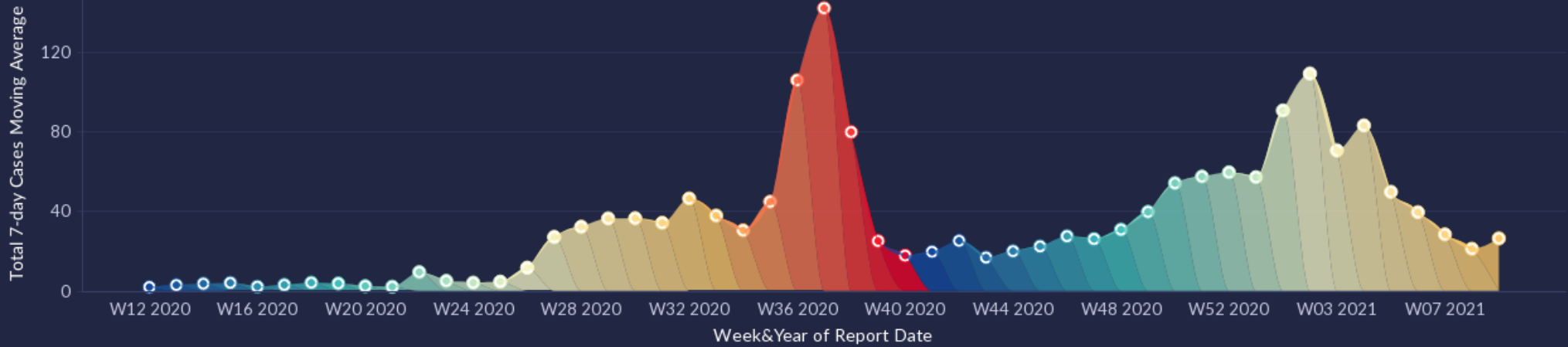
12.0%

25 Feb 2021: 16.4%

Clarke County COVID-19 Daily Reported Cases per 100k for Past 14 Days



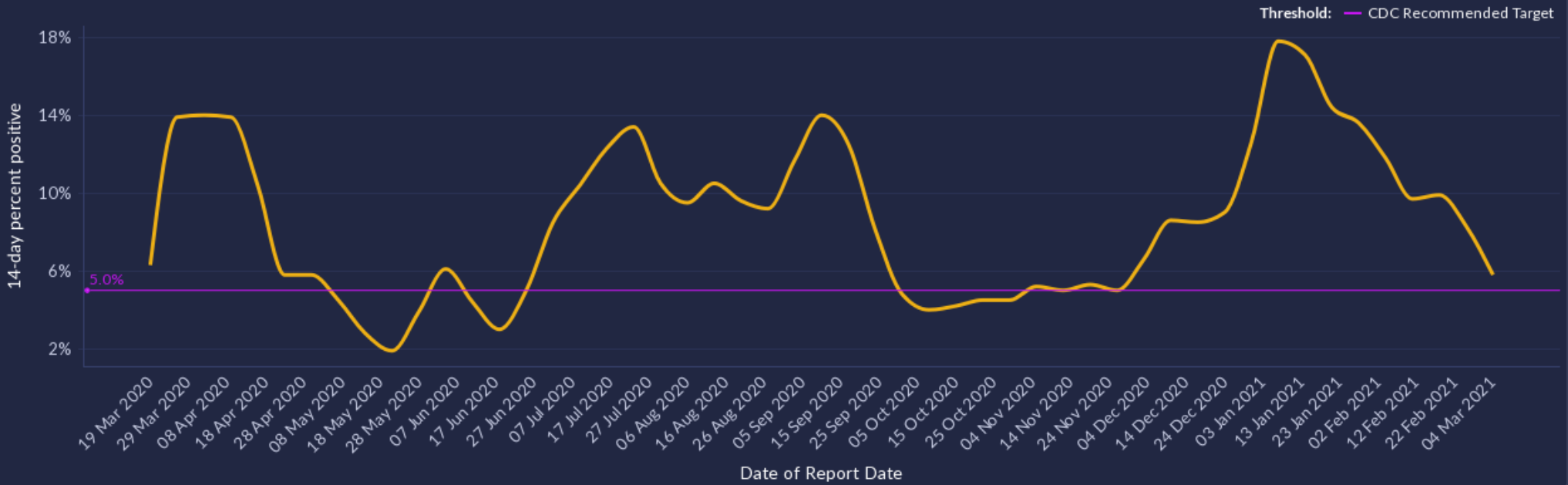
7-Day Moving Average by Week



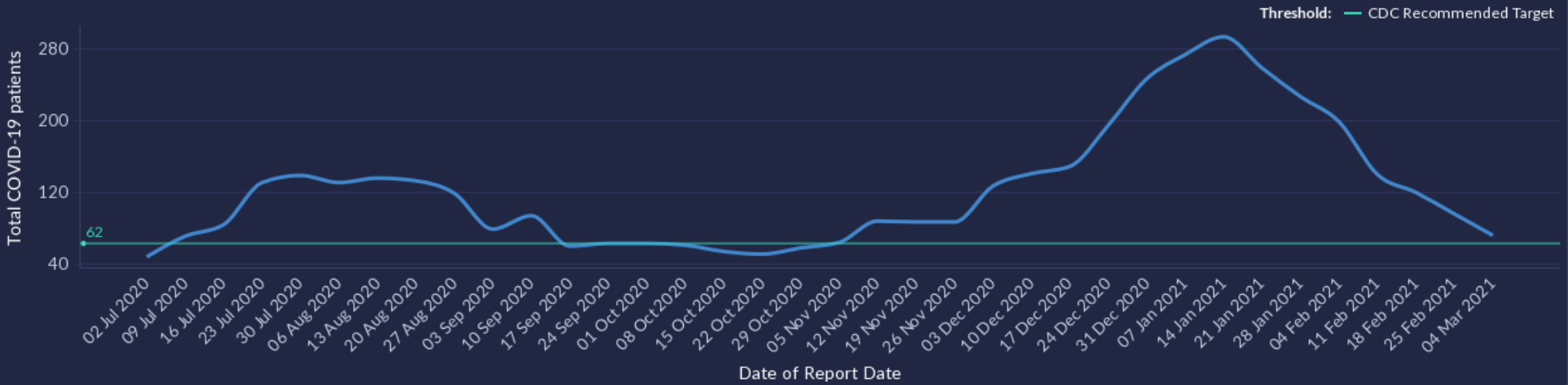
Report Date

- W12 2020
- W13 2020
- W14 2020
- W15 2020
- W16 2020
- W17 2020
- W18 2020
- W19 2020
- W20 2020
- W21 2020
- W22 2020
- W23 2020
- W24 2020
- W25 2020
- W26 2020
- W27 2020
- W28 2020
- W29 2020
- W30 2020
- W31 2020
- W32 2020
- W33 2020
- W34 2020
- W35 2020
- W36 2020
- W37 2020
- + 25 more...

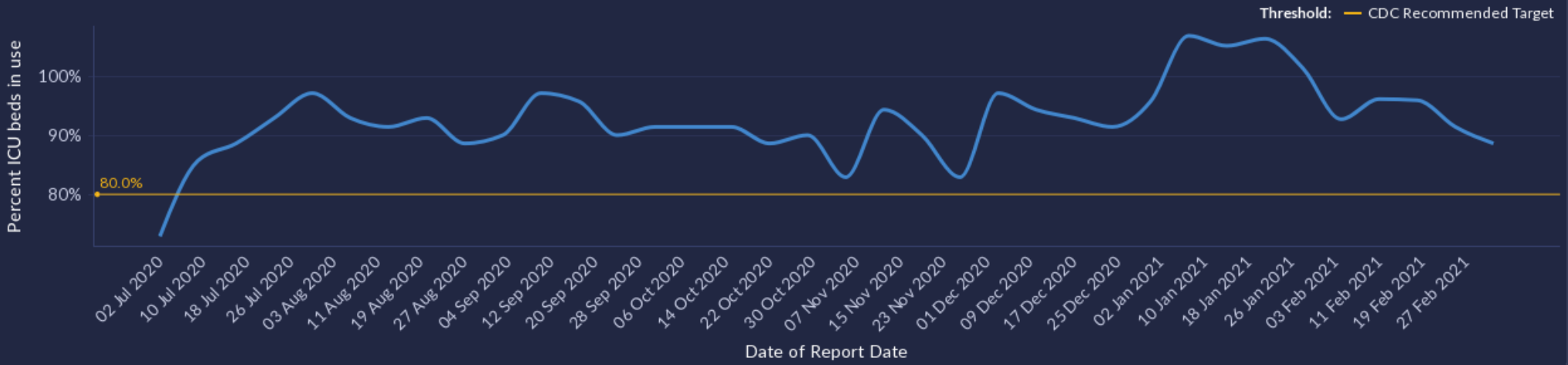
14-day Percent Positive Rate



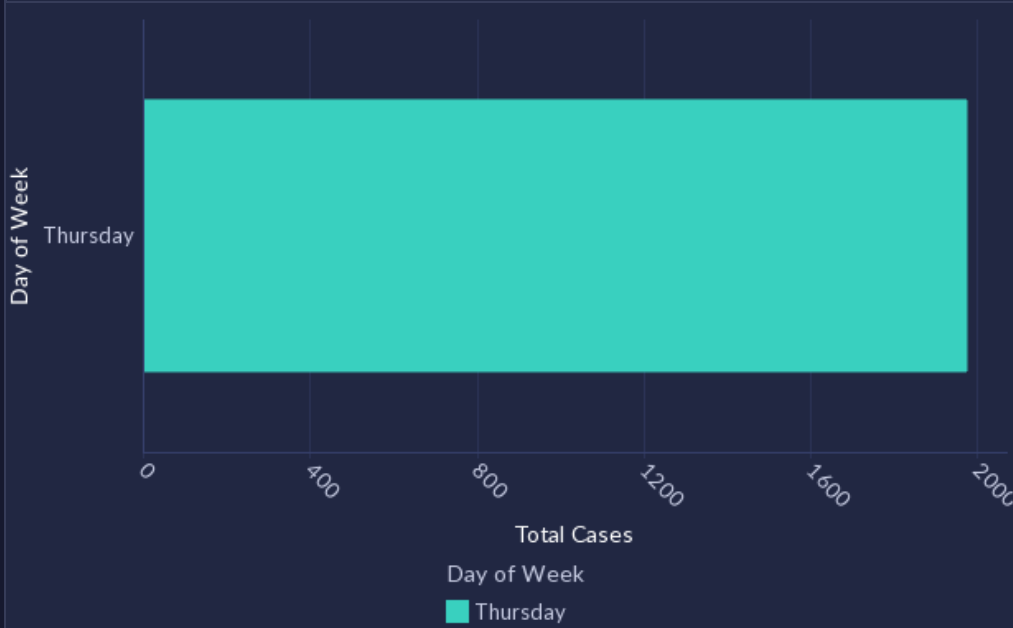
Number of COVID-19 Patients in Hospitals



Percent ICU beds in Use by Day



COVID-19 Cases by Day of Week



14-Day Cases per 100K Population by Month

