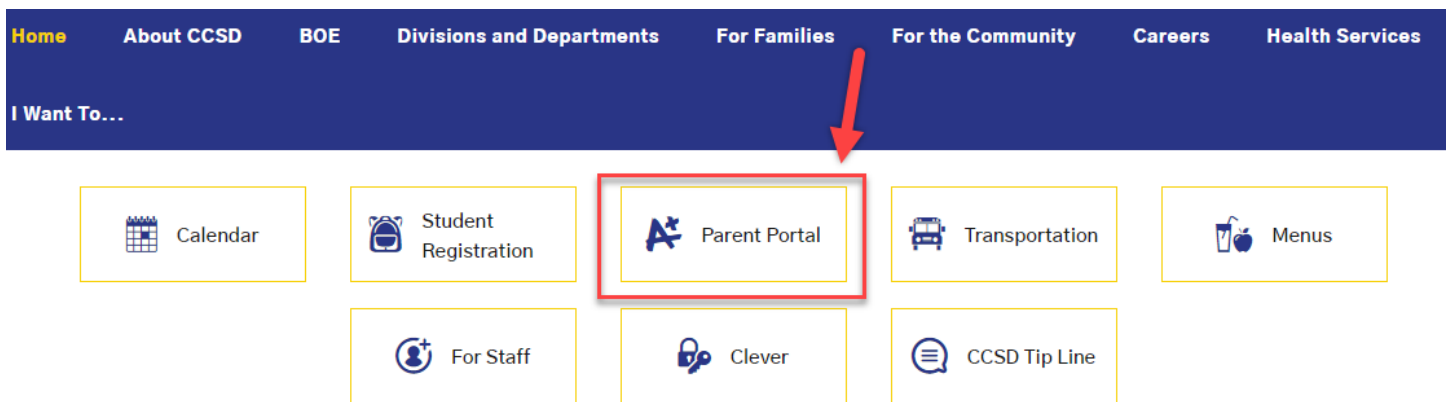




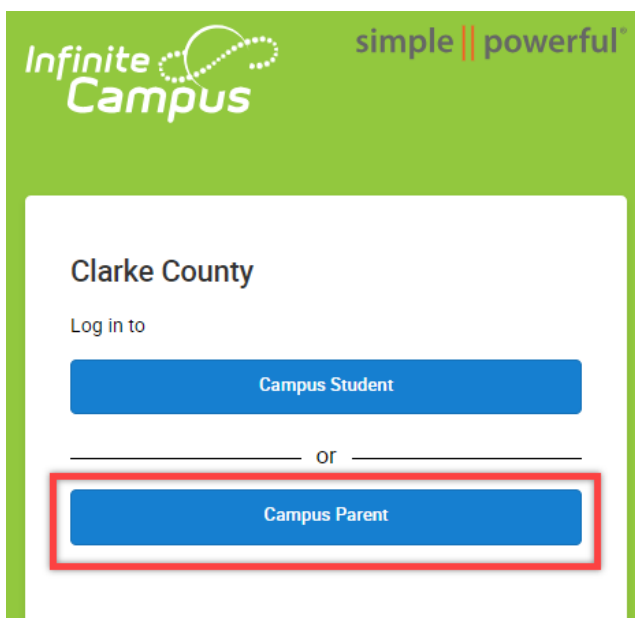
## Parent Portal: Setting up a new user account without an Activation Key

Follow these instructions if you **do not** have an Activation Key. You will need the student's name, grade level, CCSD student ID number, birthdate, and the last 4 digits of their Social Security number.

1. To access Parent Portal, visit the CCSD website ([www.clarke.k12.ga.us](http://www.clarke.k12.ga.us)) and select the A+ Parent Portal icon:



2. When the Portal login page opens, select Campus Parent:



3. In the Announcements, read the New User instructions and click the link to continue:

Clarke County

Parent Username

Password

Log In

[Forgot Password?](#) [Forgot Username?](#) [Help](#)

[Log in to Campus Student](#)

Campus Parent

Announcements

Thursday 08/01/2019

**Forgot Username and/or Password, Need Help?**

Use the links to the left.

**New User?**

To sign up for a Campus Parent account, please click [HERE](#). You will need: student name, grade level, CCSD student ID number, last 4 digits of student SSN, and student date of birth. If you did not provide a social, contact [campus@clarke.k12.ga.us](mailto:campus@clarke.k12.ga.us), be sure to include your name and the student information.

4. Enter the requested information and click the Submit button:

Infinite Campus

Parent Portal Activation

Campus Portal

Student First Name

Student Last Name

Grade Level (in 2023)

PK

Student Number

Last 4 Digits of Student SSN

Student Birthdate

Submit

If your student doesn't have a Social Security Number on file, send an email to [campus@clarke.k12.ga.us](mailto:campus@clarke.k12.ga.us)

5. Select your name and your GUID/Activation Key will appear. You will need this in the next step. Copy the GUID (recommended) or write it down.

**Infinite Campus** Parent Portal Activation

**Campus Portal**

**i** Please select your name to view your Username/Activation Key

Name	Username/Activation Key
Mozzarella Cheese	GUID: 84B3C878-7DBC-4812-893B-1AFF6D476E1B
Pepper Jack Cheese	

[Create Portal Account](#)  
[Forgot Password?](#)

You will need the GUID in the next step. Copy the GUID or write it down. Then click "Create Portal Account."

6. A new window will open that asks for your Activation Key. Paste the GUID number you copied from the previous step, or carefully type it in, and hit the Submit button.

**New User?**

If you have an Activation Key, enter it below.

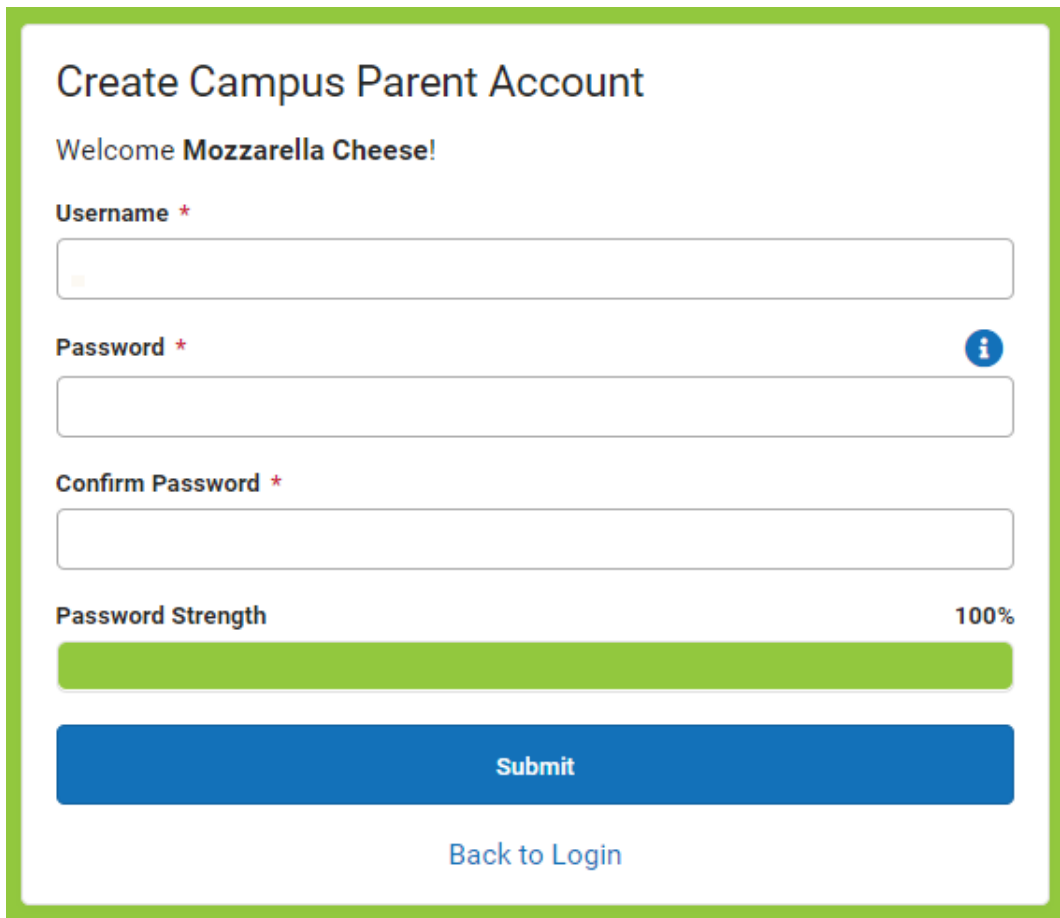
If you do not have an activation key, click [HERE](#). You will need: student name, grade level, CCSD student ID number, last 4 digits of student SSN, and student date of birth.

Activation Key \*

**Submit**

[Back to Login](#)


7. Create your account with a Username and Password of your choice. To create a strong password, use a combination of character types. The strongest passwords are nine characters or longer.



**Create Campus Parent Account**

Welcome **Mozzarella Cheese!**

**Username \***

**Password \*** 

**Confirm Password \***

**Password Strength** **100%**

**Submit**

[Back to Login](#)



**Note:** It is recommended that you create your Portal account from a desktop or laptop computer. Once created, you may find it more convenient to use the mobile app, available from Google Play or the Apple App Store, by searching for “Infinite Campus.”

When you open the app, you’ll be asked to:

- Enter District: Clarke
- Enter State: Georgia
- Search School District: Clarke County School District

### Need Help?

Send an email to [campus@clarke.k12.ga.us](mailto:campus@clarke.k12.ga.us) with your name, the name of your student, and the school the student attends.