



# Chase Street Elementary School

 757 N Chase St, Athens, GA 30601

 (706)543-1081

 Grades: K-5

 Enrollment: 502 students

## Performance Snapshot

- Chase Street Elementary School's **overall performance is higher than 86% of schools in the state** and is higher than its district.
- Its students' **academic growth is higher than 51% of schools in the state** and higher than its district.
- **71.4% of its 3rd grade students are reading at or above the grade level target.**
- Chase Street Elementary School is **Beating the Odds**, meaning that it performs better than similar schools.

## School Wide

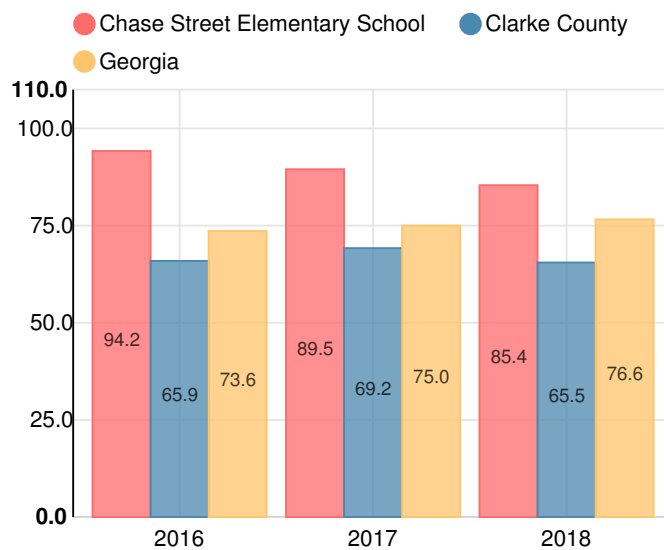
# B

## 85.4

Year	Chase Street Elementary School
2018	B
2017	B
2016	A
2015	A
2014	B

Grade conversion	
A	90 - 100
B	80 - 89.9
C	70 - 79.9
D	60 - 69.9
F	0 - 59.9

## CCRPI Single Score



Student Mobility Rate

9.4%

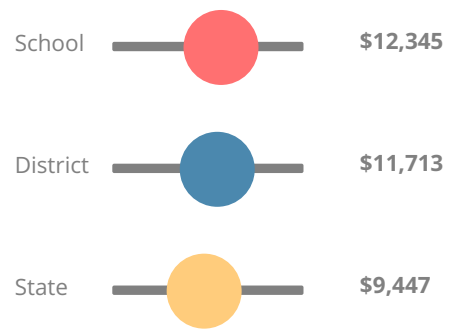
School Climate Star Rating



Financial Efficiency Star Rating

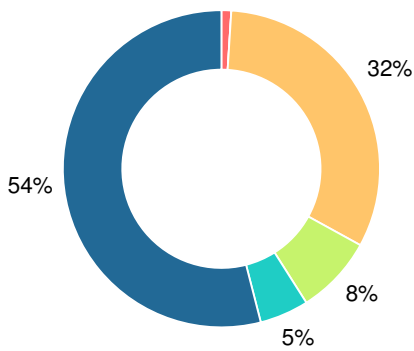


Per Pupil Expenditures



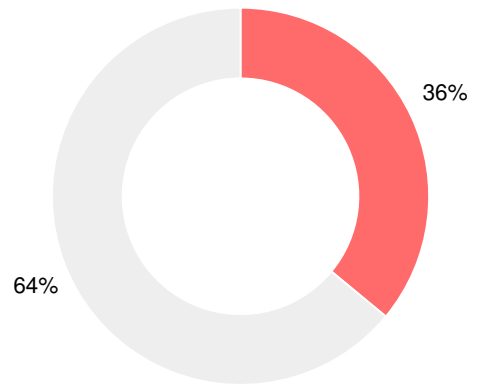
Race/Ethnicity

- Asian/Pacific Islander
- American Indian/Alaskan
- Black
- Hispanic
- Multi-racial
- White



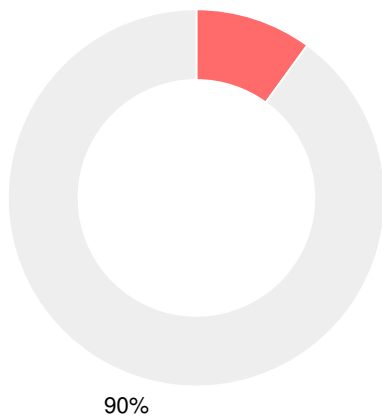
Economically Disadvantaged (ED)

- ED
- Not ED



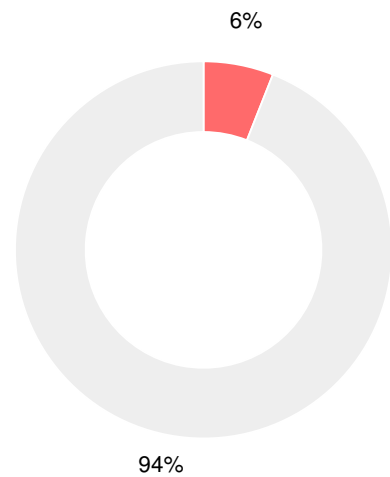
Students with Disability (SWD)

- SWD
- Not SWD



English Language Learners (ELL)

- ELL
- Not ELL



# Elementary

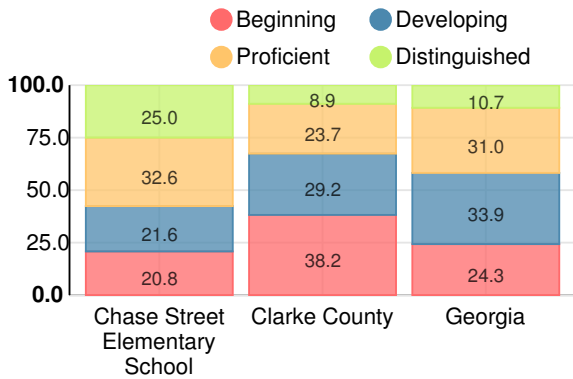
## CCRPI Score

### Chase Street Elementary School

Indicator	2018
Content Mastery	90.3
Progress	83.3
Closing Gaps	80.6
Readiness	85.1
<b>CCRPI Score</b>	<b>85.4</b>

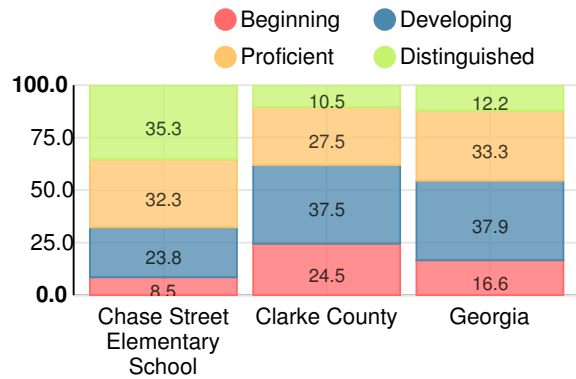
### English

Percent of students scoring in each performance level on 2018 Georgia Milestones for elementary grades



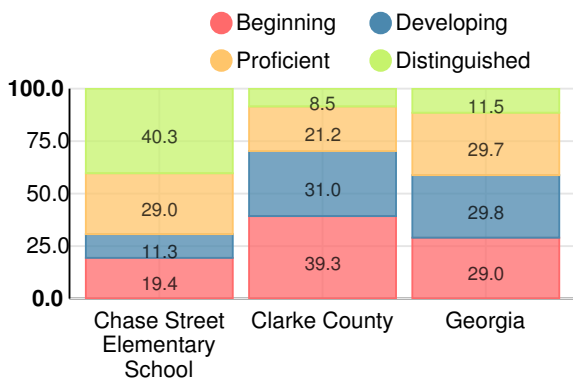
### Mathematics

Percent of students scoring in each performance level on 2018 Georgia Milestones for elementary grades



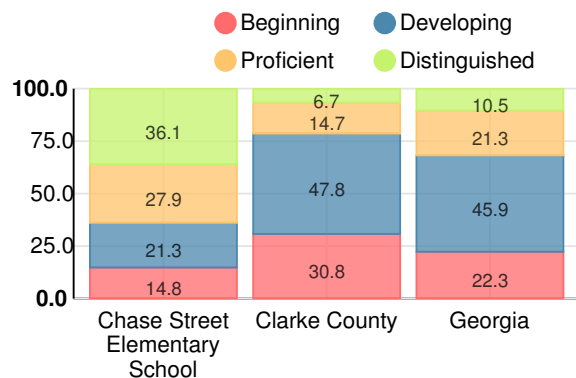
### Science

Percent of students scoring in each performance level on 2018 Georgia Milestones for elementary grades



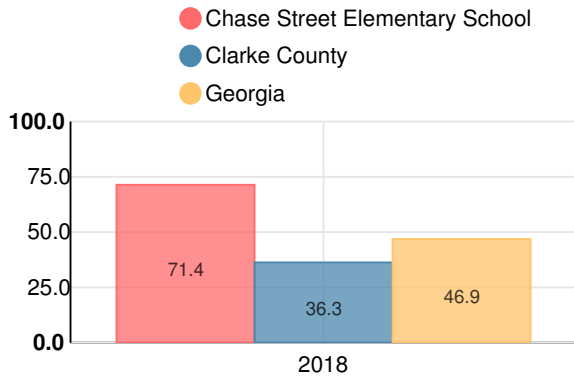
### Social Studies

Percent of students scoring in each performance level on 2018 Georgia Milestones for elementary grades



### Reading at or above the Grade Level Target (3rd Grade)

Percent of students in grade 3 achieving Lexile measure equal to or greater than 670



### Reading at or above the Grade Level Target (5th Grade)

Percent of students in grade 5 achieving Lexile measure equal to or greater than 920

