




# Cedar Shoals High School

 1300 Cedar Shoals Dr, Athens, GA 30605

 (706)546-5375

 Grades: 9-12

 Enrollment: 1448 students

## Performance Snapshot

- Cedar Shoals High School's **overall performance is higher than 22% of schools in the state** and is lower than its district.
- Its students' **academic growth is higher than 19% of schools in the state** and lower than its district.
- Its **four-year graduation rate is 80.3%**, which is **higher than 22% of high schools in the state** and similar to its district.
- **44.4% of graduates are college and career ready.**

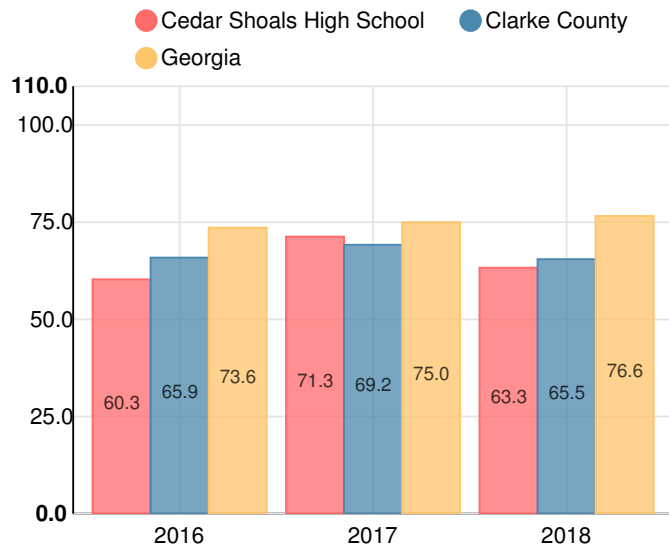
## School Wide

**D**  
**63.3**

Year	Cedar Shoals High School
2018	D
2017	C
2016	D
2015	D
2014	F

Grade conversion	
A	90 - 100
B	80 - 89.9
C	70 - 79.9
D	60 - 69.9
F	0 - 59.9

## CCRPI Single Score



Student Mobility Rate

17.0%

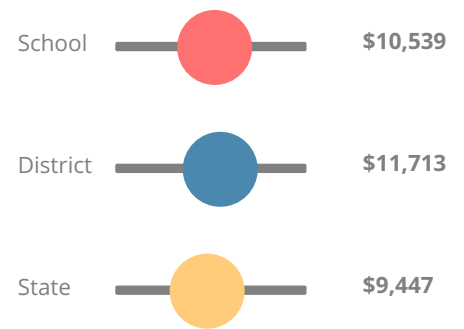
School Climate Star Rating



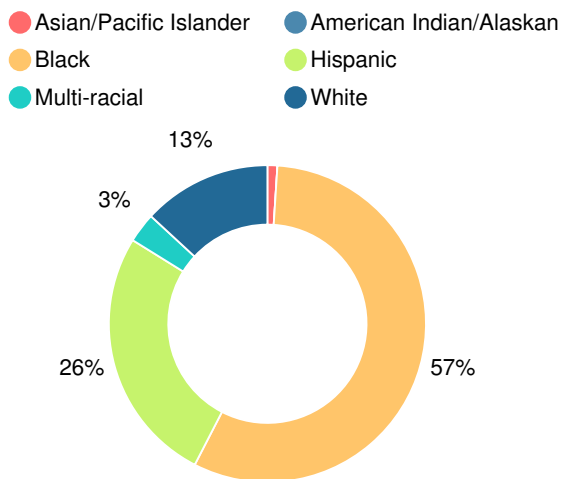
Financial Efficiency Star Rating



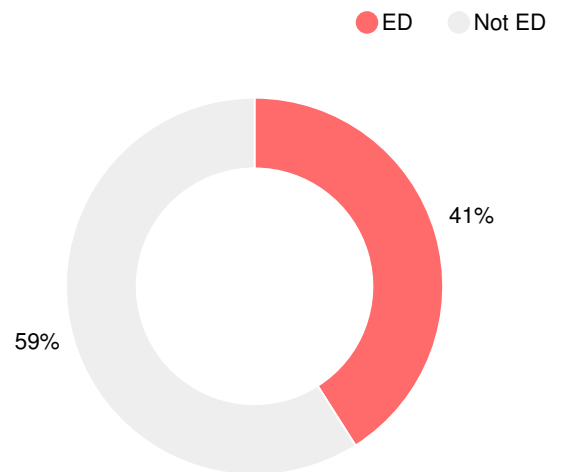
Per Pupil Expenditures



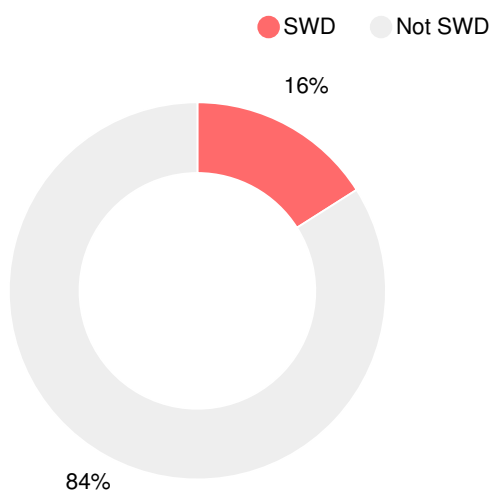
Race/Ethnicity



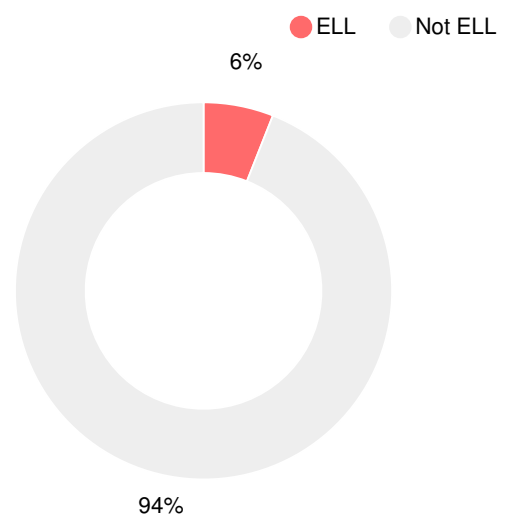
Economically Disadvantaged (ED)



Students with Disability (SWD)



English Language Learners (ELL)



# High School

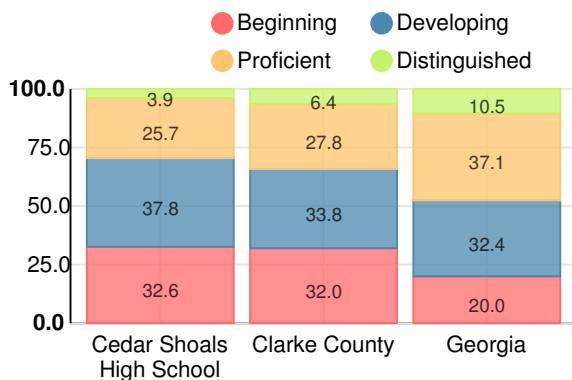
## CCRPI Score

### Cedar Shoals High School

Indicator	2018
Content Mastery	49.2
Progress	73.3
Closing Gaps	41.9
Readiness	66.7
Graduation Rate	82.3
<b>CCRPI Score</b>	<b>63.3</b>

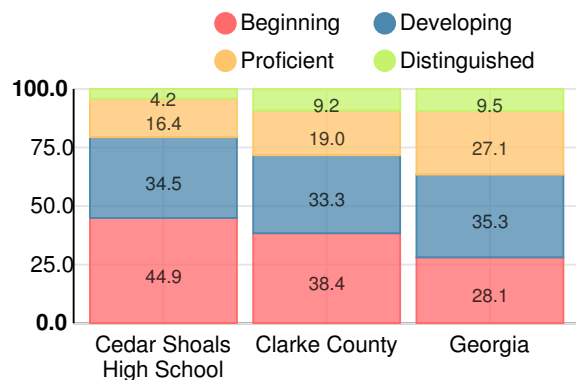
### American Literature & Composition

Percent of students scoring in each performance level on 2018 Georgia Milestones



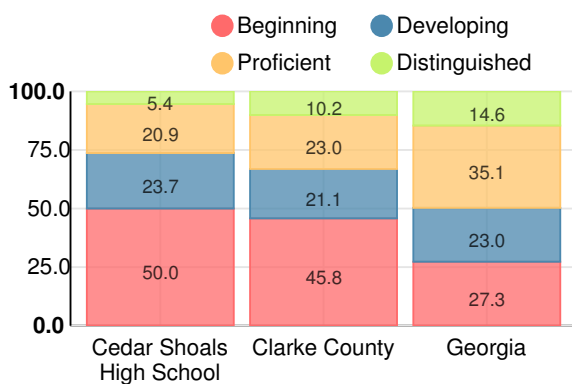
### Coordinate Algebra/Algebra I

Percent of students scoring in each performance level on 2018 Georgia Milestones



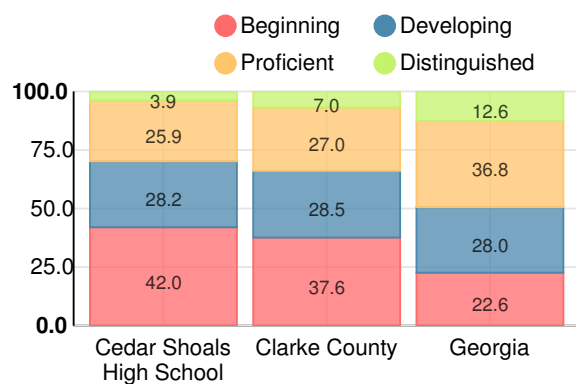
### Biology

Percent of students scoring in each performance level on 2018 Georgia Milestones



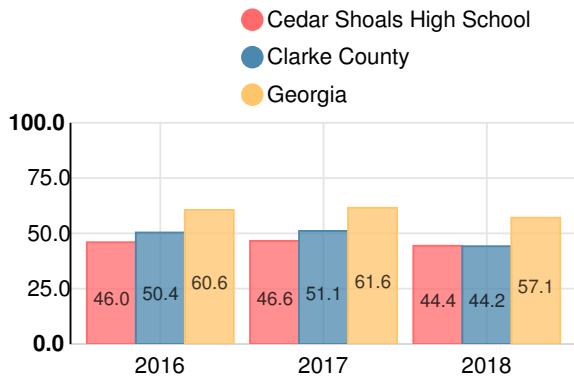
### US History

Percent of students scoring in each performance level on 2018 Georgia Milestones



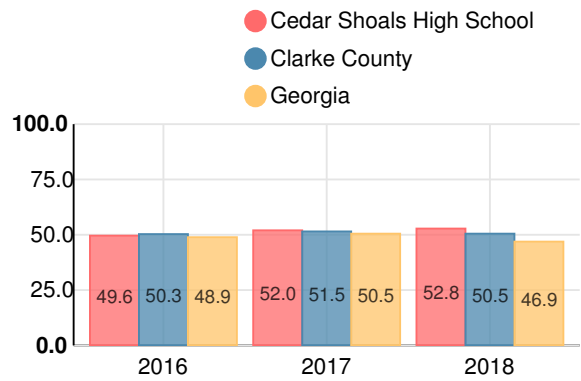
### College & Career Readiness

Percent of 12th grade students who are college and career ready

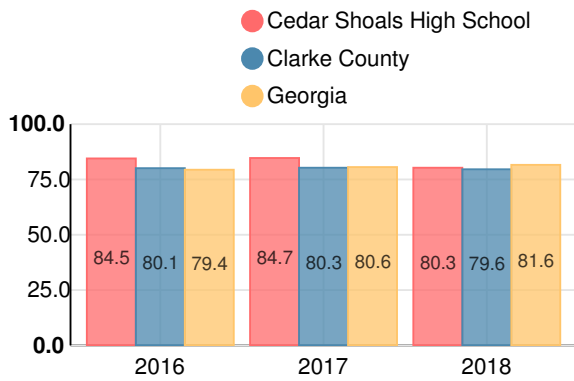


### Accelerated Course Taking

Percent of high school graduates earning high school credit for accelerated enrollment



### Four-Year Graduation Rate



### College Enrollment Rate

